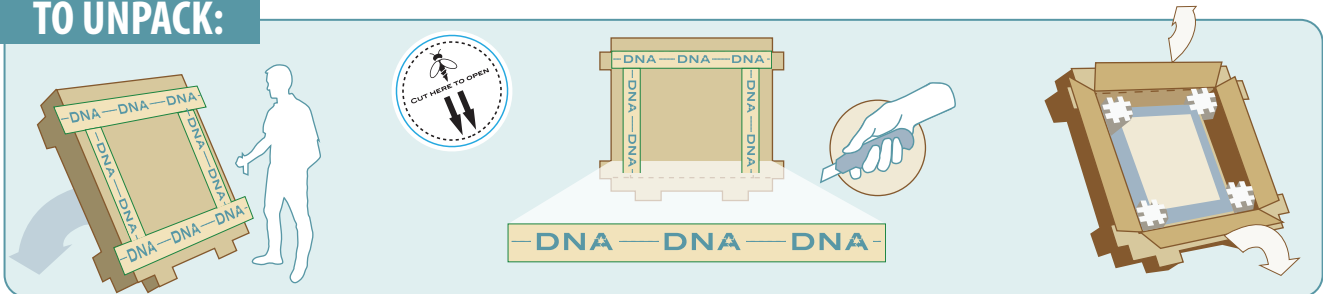




# THANK YOU FOR CHOOSING EARTHCRATE®



## TO UNPACK:



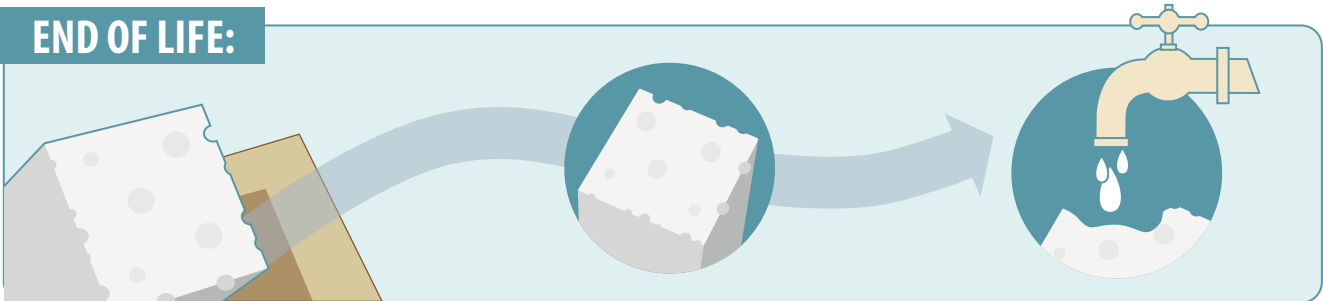
1. LAY FLAT ON THE GROUND OR LEAN THE CRATE BACKWARD AGAINST THE WALL SO THAT THE SIDE WITH THE DNA BRANDED TAPE IS FACING OUTWARD.

2. CUT ALONG THE DOTTED LINE IN ALL DIRECTIONS.

\*TAPE ON THE BACKSIDE IS UNBRANDED

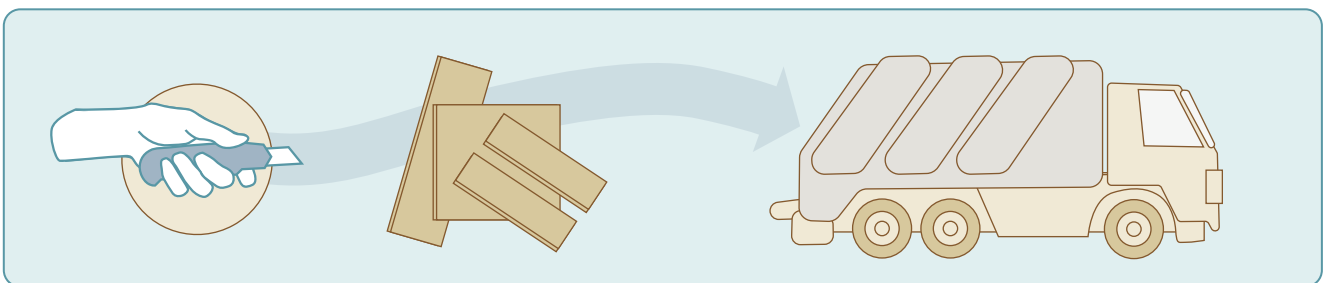
3. THE FRAME BATTENS WILL FLAP OPEN TO REMOVE THE LID.

## END OF LIFE:



4. THE BIO-BASED INTERIOR PACKING FOAM SHOULD BE REMOVED PRIOR TO RECYCLING.

5. THIS FOAM IS FULLY COMPOSTABLE AND CAN ALSO BE DISSOLVED UNDER RUNNING WATER (ASTM D6400 AND BPI CERTIFIED).



6. IF YOUR RECYCLING PROGRAM REQUIRES IT, CAREFULLY RUN A BOXCUTTER OR SHARP KNIFE BLADE ALONG ALL JOINTS TO DISASSEMBLE.

7. ALL REMAINING CONTENTS CAN BE LEFT WITH YOUR REGULAR PAPER RECYCLING.



Contact our sales team to order an **EARTHCRATE®** for your next shipment



✉ [Sales@dnacompany.com](mailto:Sales@dnacompany.com)  
☎ (862)295-0590  
(833)DNARTCO Toll-free  
📷 @dnacompany\_nj  
🌐 [www.DNACompany.com](http://www.DNACompany.com)

